

VISION : Enlightenment Through Education,
Strength Through Organization.



SREE NARAYANA COLLEGE KANNUR

ACCREDITED BY NAAC WITH 'A' GRADE (AFFILIATED TO KANNUR UNIVERSITY)

Sree Narayana College Kannur, P.O. Thottada, Kannur, Kerala, India - 670 007

✉ sncollegekannur@gmail.com ☎ 0497 - 2731085

🌐 www.sncollegekannur.ac.in



Stakeholders' Feedback on Curriculum

Students, Teachers, Alumni & Employer

2023-24

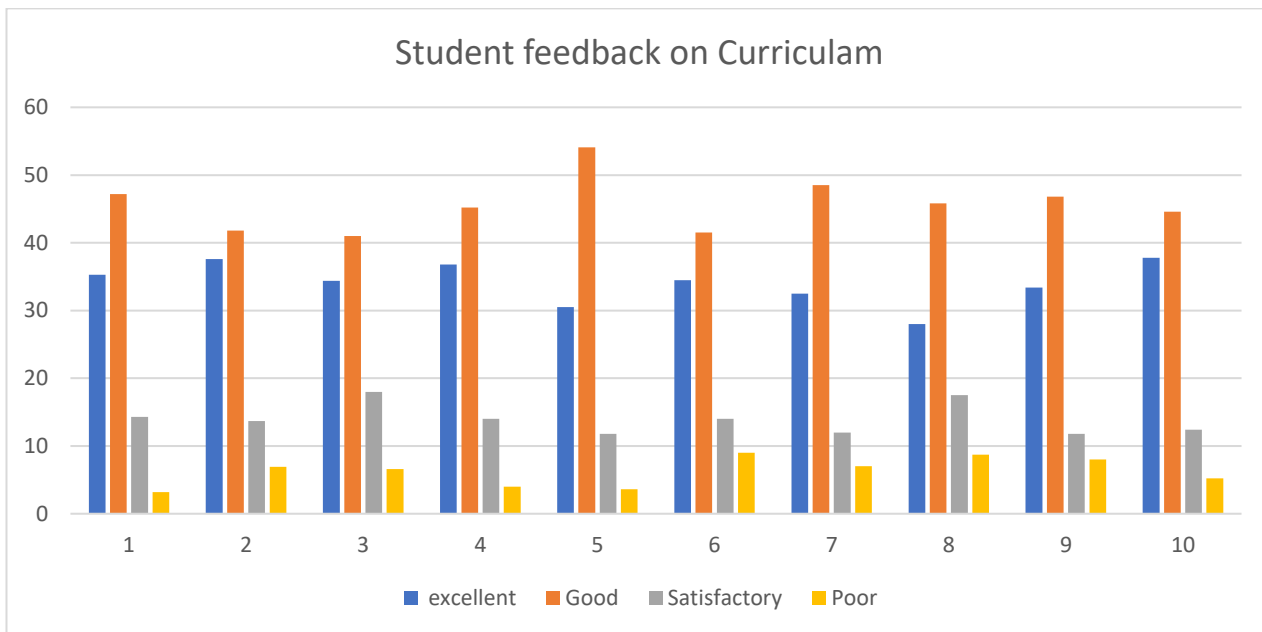
Sree Narayana College, Kannur, collected feedback on the curriculum for the academic year 2023-24 from students, teachers, alumni, and employers. The feedback was gathered using a Google Form and then analysed using Excel to understand stakeholder perspectives.

STUDENT FEEDBACK ANALYSIS ON CURRICULUM

The feedback form consisted of 10 questions covering topics such as the depth of the syllabus, relevance to real life, learning value, clarity of reading materials, and motivation for higher studies. Students rated each question using four options: excellent, Good, Satisfactory, and Poor. The feedback is vital for enhancing the quality and relevance of the curriculum.

The analysis of student feedback for the academic year 2023-2024 shows that the curriculum is largely well-received, with many students rating it as excellent or good in terms of relevance to real life, learning value, and overall quality. A significant majority of respondents (79%) rated the depth of the syllabus as either excellent (32.8%) or Good (46.2%), indicating strong satisfaction with the comprehensiveness of the syllabus. The curriculum's coverage was rated positively by 80.1% of respondents, with 31.4% giving it an excellent rating and 48.7% a good rating. The relevance of the curriculum to real-life situations was rated highly by 79.8% of students, with 33.3% marking it as excellent and 46.5% as good. The learning value in terms of knowledge, skills, and abilities received positive feedback from 80.8% of respondents, with 30.6% rating it as excellent and 50.2% as good. Clarity and relevance of reading materials were considered satisfactory by 80% of respondents (31.7% excellent and 48.3% good). The relevance of library materials was well-received, with 79% of students rating it as excellent (34.5%) or good (44.5%). The curriculum's ability to motivate students to pursue higher studies was rated positively by 83% of respondents, with 35.6% choosing excellent and 47.4% good. The curriculum's attention to student requirements received high marks from 82.1% of respondents, with 33.4% rating it as excellent and 48.7% as good. The curriculum's relevance in empowering students to handle modern life challenges was rated positively by 81.4% of respondents, with 31.1% excellent and 50.3% good. The overall curriculum was rated highly by 80.7% of students, with 36.5% rating it as excellent and 44.2% as good. The 7.5% poor rating highlights areas that may need improvement to enhance overall satisfaction.

Questions	Excellent	Good	Satisfactory	Poor
1. Depth of the syllabus	32.8	46.2	13.3	7.7
2. Extent of Coverage of Programme of Study	31.4	48.7	14.9	5
3. Relevance to Real Life	33.3	46.5	13.3	7.1
4. Learning Value in Terms of Knowledge, Skills, and Abilities	30.6	50.2	13.6	5.6
5. Clarity and Relevance of Textual Reading Material	31.7	48.3	13.4	6.6
6. Relevance of Library Material	34.5	44.5	15.8	5.2
7. Level of Motivation Generated to Go for Higher Studies	35.6	47.4	11.5	5.5
8. How Far the Curriculum Takes Care of Student Requirements	33.4	48.7	13.8	4.1
9. How Relevant is the Curriculum in Empowering Students to Take Up Challenges of Modern Life	31.1	50.3	12.8	5.8
10. Overall Rate of the Curriculum	36.5	44.2	11.8	7.5

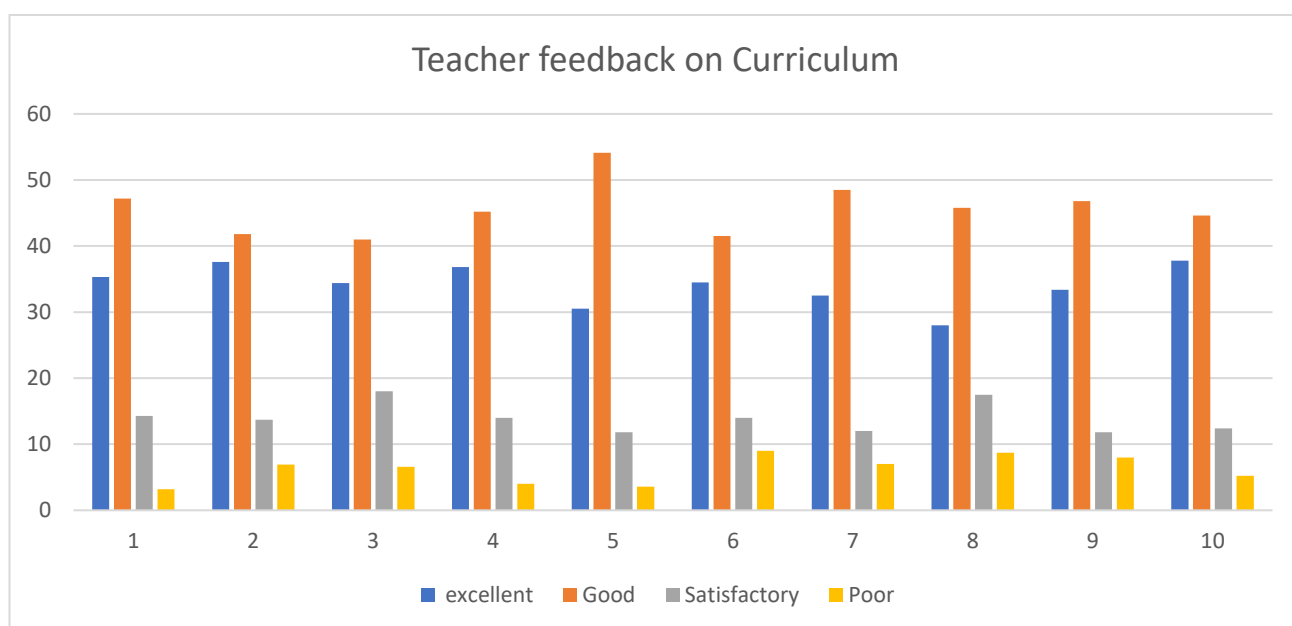


TEACHER FEEDBACK ANALYSIS ON CURRICULUM

This provides a comprehensive analysis of teacher feedback on the curriculum, focusing on various aspects critical to its effectiveness and relevance. The feedback was collected through a google form designed to evaluate the academic content, experiential methods, and overall design of the curriculum.

A significant majority of respondents provided positive feedback on the curriculum, reflecting a high level of satisfaction. The academic content of the syllabus received favorable ratings from 82.5% of respondents, with 35.3% marking it as excellent and 47.2% as good. Similarly, the effectiveness of experiential methods in making the subject meaningful was endorsed by 79.4% of respondents, with 37.6% rating it as excellent and 41.8% as good. The curriculum's design in extending the subject to industrial and societal needs received positive feedback from 75.4%, with 34.4% rating it as excellent and 41% as good. The provisions for professional development were well-regarded by 82% of respondents, with 36.8% marking it as excellent and 45.2% as good. In terms of interdisciplinary learning, the curriculum was highly rated by 84.6% of respondents, with 30.5% considering it excellent and 54.1% good. The syllabus's allowance for new teaching strategies received a mixed response, with 34.5% rating it as excellent and 41.5% as good. The relevance and appropriateness of the prescribed reference materials were positively assessed by 81%, with 32.5% rating it as excellent and 48.5% as good. However, the adequacy of time given to teachers for syllabus completion was viewed less favorably, with 28% rating it as excellent and 45.8% as good. The curriculum's relevance to real life situations and current trends was positively rated by 80.2% of respondents, with 33.4% marking it as excellent and 46.8% as good. The overall curriculum was rated highly by 82.4% of respondents, with 37.8% rating it as excellent and 44.6% as good. The 5.2% Poor rating indicates areas where improvements could be made to enhance overall satisfaction and effectiveness.

Questions	Excellent	Good	Satisfactory	Poor
1. Academic content of the syllabus	35.3	47.2	14.3	3.2
2. The effectiveness of experiential methods in making the subject meaningful in the curriculum	37.6	41.8	13.7	6.9
3. The curriculum design in enabling students to extend the subject to industrial and societal needs?	34.4	41	18	6.6
4. The provisions for professional development made in the syllabus	36.8	45.2	14	4
5. The syllabus and curriculum in facilitating interdisciplinary learning	30.5	54.1	11.8	3.6
6. The syllabus in permitting freedom to adopt new teaching strategies	34.5	41.5	14	9
7. The books prescribed/listed as reference materials are relevant, updated and appropriate	32.5	48.5	12	7
8. The adequacy of time given to teachers for the completion of the syllabus during the semester?	28	45.8	17.5	8.7
9. The curriculum in terms of its relevance to real-life situations and its reflection of current trends and practices in the respective disciplines	33.4	46.8	11.8	8
10. Overall Rate of the Curriculum	37.8	44.6	12.4	5.2



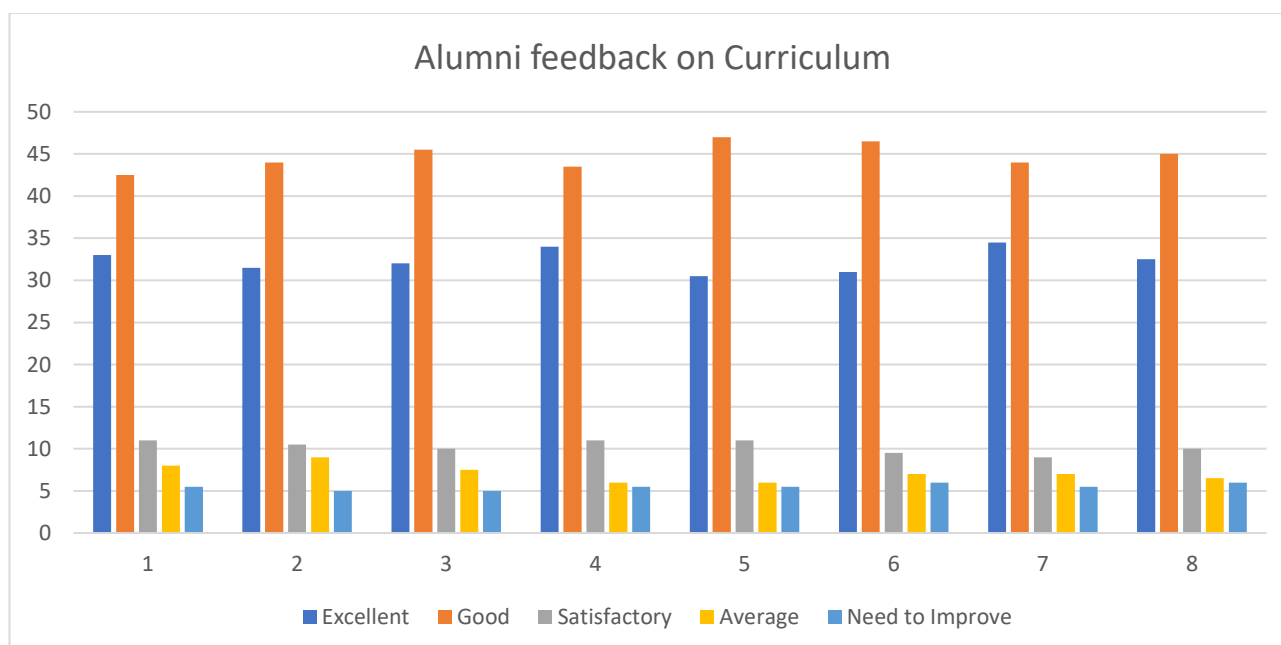
ALUMNI FEEDBACK ANALYSIS ON CURRICULUM

The alumni feedback form consists of questions that truly indicated their satisfaction level of the alumni about the syllabus. Given below are the conclusions obtained by analysing the alumni feedback for the academic year 2023 - 2024.

The analysis of the alumni feedback shows strong approval for the curriculum in various aspects. Around 75% of respondents rated the curriculum content as appropriate for higher education, reflecting its suitability for academic progression. Similarly, 75% agreed that the curriculum effectively meets its learning objectives and outcomes. When it comes to skill development, nearly 78% felt the curriculum offers sufficient opportunities to acquire diverse skills, and 77% believed it enhances both

knowledge and practical skills. Critical thinking development was also highly rated, with 77% of respondents acknowledging its effectiveness. The curriculum's integration of essential issues like ethics, gender, and sustainability received positive feedback from about 77% of the alumni. Furthermore, nearly 79% found that the curriculum has a strong focus on employability, while a similar percentage felt it promotes self-study and a research-oriented mindset. Overall, the feedback highlights a consistently high level of satisfaction with the curriculum, particularly in terms of its relevance, skill-building, and focus on critical thinking and professional development.

Questions	Excellent	Good	Satisfactory	Average	Need to Improve
1. The curriculum and syllabus content were appropriate for higher education.	33	42.5	11	8	5.5
2. Curriculum attains its objectives and learning outcomes.	31.5	44	10.5	9	5
3. Curriculum/syllabus provides sufficient option to learn varied skills.	32	45.5	10	7.5	5
4. Enhancement of knowledge and skills.	34	43.5	11	6	5.5
5. Effectiveness in developing critical thinking.	30.5	47	11	6	5.5
6. Curriculum integrates crosscutting issues relevant to Professional Ethics, Gender, Human Values, Environment and Sustainability.	31	46.5	9.5	7	6
7. Weightage to employability.	34.5	44	9	7	5.5
8. Promotes self-study and attitude to research.	32.5	45	10	6.5	6



EMPLOYER FEEDBACK ANALYSIS ON CURRICULUM

The employer feedback form consists of questions that truly indicate their satisfaction level with the alumni about the syllabus. Given below are the conclusions obtained by analysing the employer feedback for the academic year 2023-24.

The feedback on our graduates' performance reveals a generally positive assessment across various attributes. Graduates are highly valued for their effective communication and collaboration within teams, their ability to adapt and solve problems, and their practical solutions to workplace challenges. Their teamwork, planning, organization skills, and openness to new ideas are also rated favourably. Professionalism and work ethic receive strong approval, and technical skills align well with industry needs. Innovativeness and creativity are slightly less impressive but still rated positively. Graduates are seen as reliable in taking on extra responsibilities and working additional hours when necessary. Overall, satisfaction with their contributions is high, and there is a strong likelihood of hiring more graduates from our institute in the future. This feedback highlights both the strengths and areas for improvement, particularly in fostering greater creativity.

Questions	Excellent	Very Good	Good	Average	Poor
1. How effectively do our graduates communicate and collaborate within your teams?	32	48	17	2.5	0.5
2. Rate our graduates' ability to adapt to new challenges and solve problems	31	50	16	2.8	0.2
0. Rate our graduates' ability to develop practical solutions to workplace problems	33	49	15	2.6	0.4
0. Rate our graduates' effectiveness in working as part of a team	34	46	17	2.4	0.6
0. Rate our graduates' planning and organization skills	31	50	16	2.5	0.5
6. Rate our graduates' openness to new ideas and their ability to learn new techniques	32	49	16	2.9	0.1
7. Rate the professionalism and work ethic of our graduates	34	47	16	2.7	0.3
8. How would you assess the technical skills of our graduates in relation to your industry needs?	33	48	16	2.6	0.4
9. Rate our graduates' innovativeness and creativity in their work	34	47	16	2.3	0.7
10. Rate our graduates' ability to build and maintain positive relationships	32	49	16	2.7	0.3
11. Rate our graduates' ability to take on extra responsibilities when needed	33	48	16	2.5	0.5
12. Rate our graduates' commitment to working additional hours when necessary	34	47	16	2.9	0.1
13. How satisfied are you with the contribution of our graduates to your organization?	31	50	16	2.4	0.6
14. Based on your experience, how likely are you to hire more graduates from our institute?	32	49	16	2.8	0.2

Employer Feedback On Curriculum

